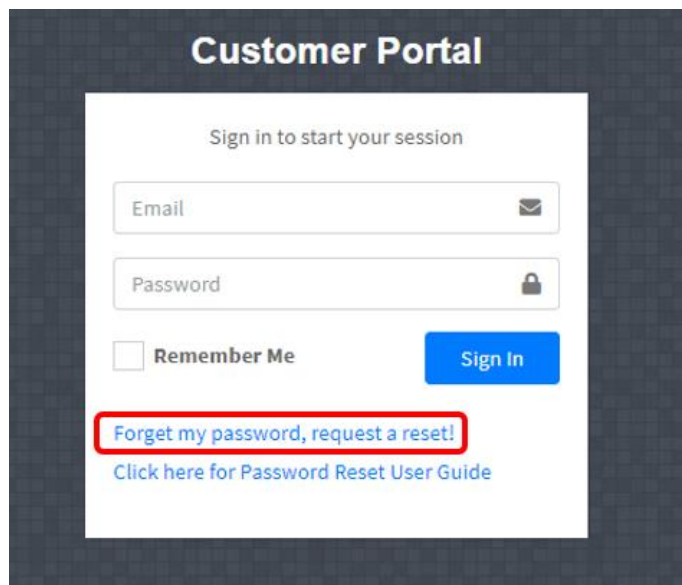



PeriShip Operational Portal Reset Password User Guide


Step 1: Please click “Forget my password, request a reset!” link.



Customer Portal

Sign in to start your session

Email 

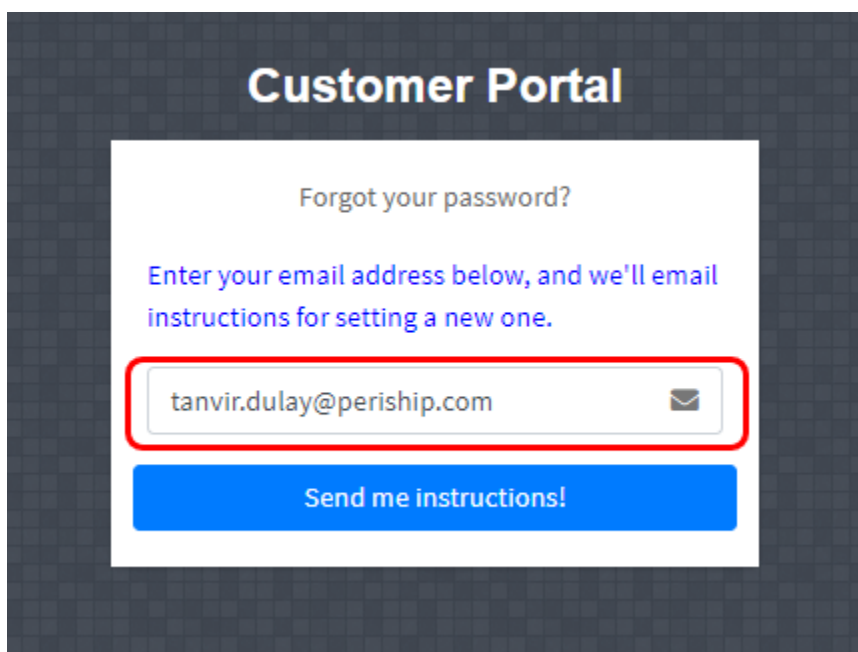
Password 

Remember Me

[Forget my password, request a reset!](#)

[Click here for Password Reset User Guide](#)


Step 2: Please enter your email address that you intend to receive the password reset link from PeriShip account support. Then, click “Send me instructions!”



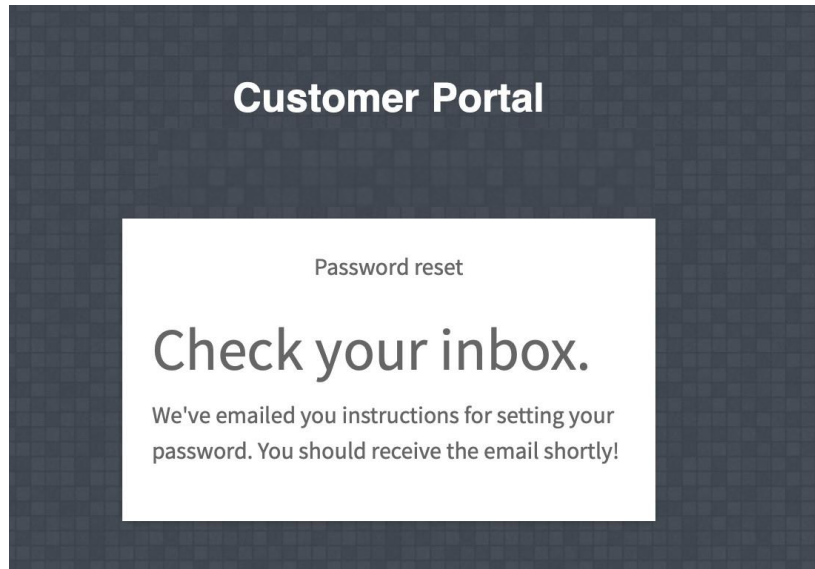
Customer Portal

Forgot your password?

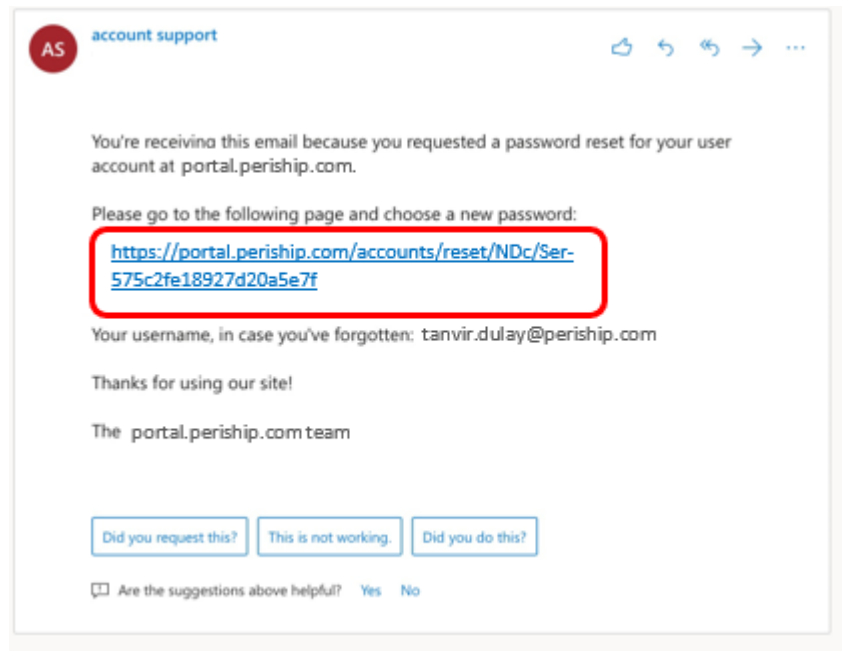
Enter your email address below, and we'll email instructions for setting a new one.



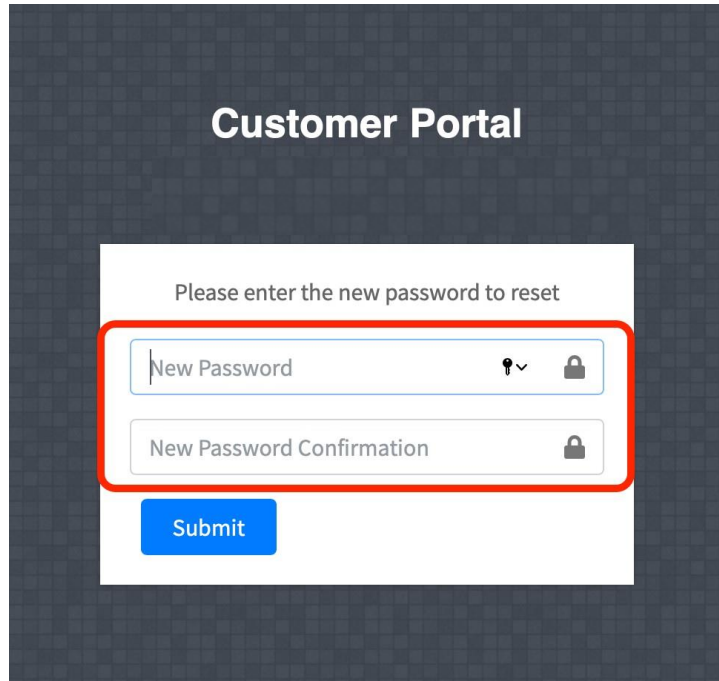
After you click “Send me instructions!”, you will see “Check your inbox” message.



Step 3: Please login to your email account. You will expect to receive the email from PeriShip account support regarding to reset your password. Please click the link that you received in your email.

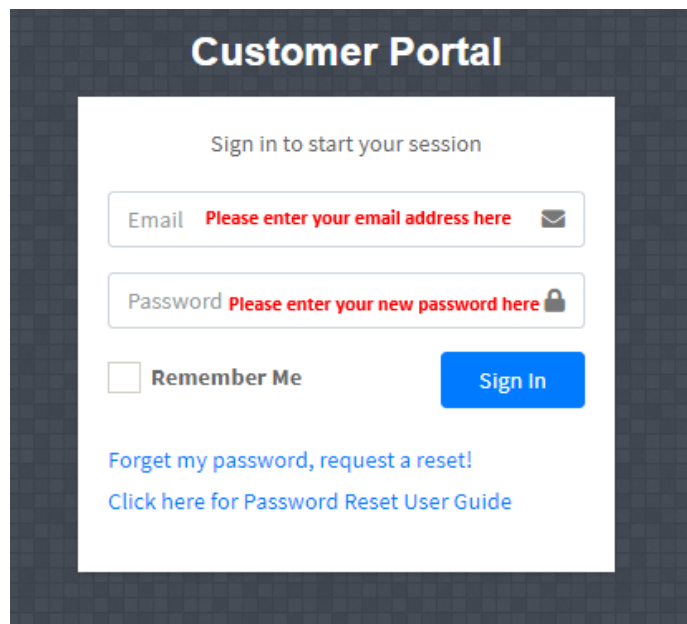


Step 4: Please enter your new password and confirm your new password. Then, click “Submit”.



The screenshot shows a dark grey background with the title "Customer Portal" in white. Below the title is a white form box. At the top of the form, it says "Please enter the new password to reset". There are two input fields: "New Password" and "New Password Confirmation". Both fields have a red border around them. The "New Password" field has a key icon and a dropdown arrow, and the "New Password Confirmation" field has a lock icon. Below the fields is a blue "Submit" button.

Step 5: After you have reset your password, it will bring you to the login page again. Please enter your email and your new password to login to the operational portal. Then, click “Sign In”.



The screenshot shows a dark grey background with the title "Customer Portal" in white. Below the title is a white form box. At the top of the form, it says "Sign in to start your session". There are two input fields: "Email" and "Password". The "Email" field has a red error message "Please enter your email address here" and an envelope icon. The "Password" field has a red error message "Please enter your new password here" and a lock icon. Below the fields is a checkbox labeled "Remember Me" and a blue "Sign In" button. At the bottom of the form, there are two links: "Forget my password, request a reset!" and "Click here for Password Reset User Guide".